



AZUMA ROCK™

AREA SKILLS

AZUMA ROCK™

AREA SKILLS

AZUMA ROCK™

Il brand Imola, attento osservatore delle tendenze e dei dati di vendita, dopo i successi riscontrati dalle serie di ceramica ad effetto cemento di Azuma, ai suoi esordi contraddistinta da una proposta dai toni sul grigio, seguita poi dal giusto completamento nei toni medi e caldi di Azuma Up, non poteva non continuare a investigare per proporre al mercato nuove interpretazioni. Da qui il nuovo contenitore, ibrido nella sua miscellanea: da una parte il cemento per eccellenza, Azuma, dall'altra la pietra, Rock.

As a discerning follower of trends and sales data, and after the success of the Azuma cement-effect ceramic series, its débuts marked by a range of grey shades, followed by the Azuma Up perfect finishing in medium and warm shades, the Imola brand felt compelled to carry on with its research to offer the market new interpretations. From here stems the new container, varied in its collection: on the one hand the Azuma cement par excellence and on the other, the Rock stone.

A rectangular ceramic tile with a light beige, slightly textured surface, showing subtle variations in tone and some faint, irregular patterns.

S

A rectangular ceramic tile with a light beige, slightly textured surface, showing subtle variations in tone and some faint, irregular patterns.

AV

A rectangular ceramic tile with a light beige, slightly textured surface, showing subtle variations in tone and some faint, irregular patterns.

W

A rectangular ceramic tile with a light beige, slightly textured surface, showing subtle variations in tone and some faint, irregular patterns.

CG

A rectangular ceramic tile with a light beige, slightly textured surface, showing subtle variations in tone and some faint, irregular patterns.

AG

A rectangular ceramic tile with a light beige, slightly textured surface, showing subtle variations in tone and some faint, irregular patterns.

G



A.RCK 120S RM . A.RCK6 278S RM



A.RCK 120S RM



A.RCK6 120S RM . A.RCK6 278S RM



A.RCK6 120S RM . A.RCK6 278S RM . RTN6 PETRO278RM



A.RCK6 120AV RM . RTN6 MENTA278RM



A.RCK6 120AV RM



A.RCK6 120W RM . A.RCK6 278W RM . RTN6 ARANC278RM



A.RCK6 120CG RM . A.RCK6 278CG RM







A.RCK6 120AG RM . A.RCK R12AG RM



A.RCK6 120AG RM



A.RCK R12AG RM . A.RCK 60AG ASRM



A.RCK 90G RM . A.RCK6 278G RM



A.RCK 90G RM



A.RCK 90G ASRM

S



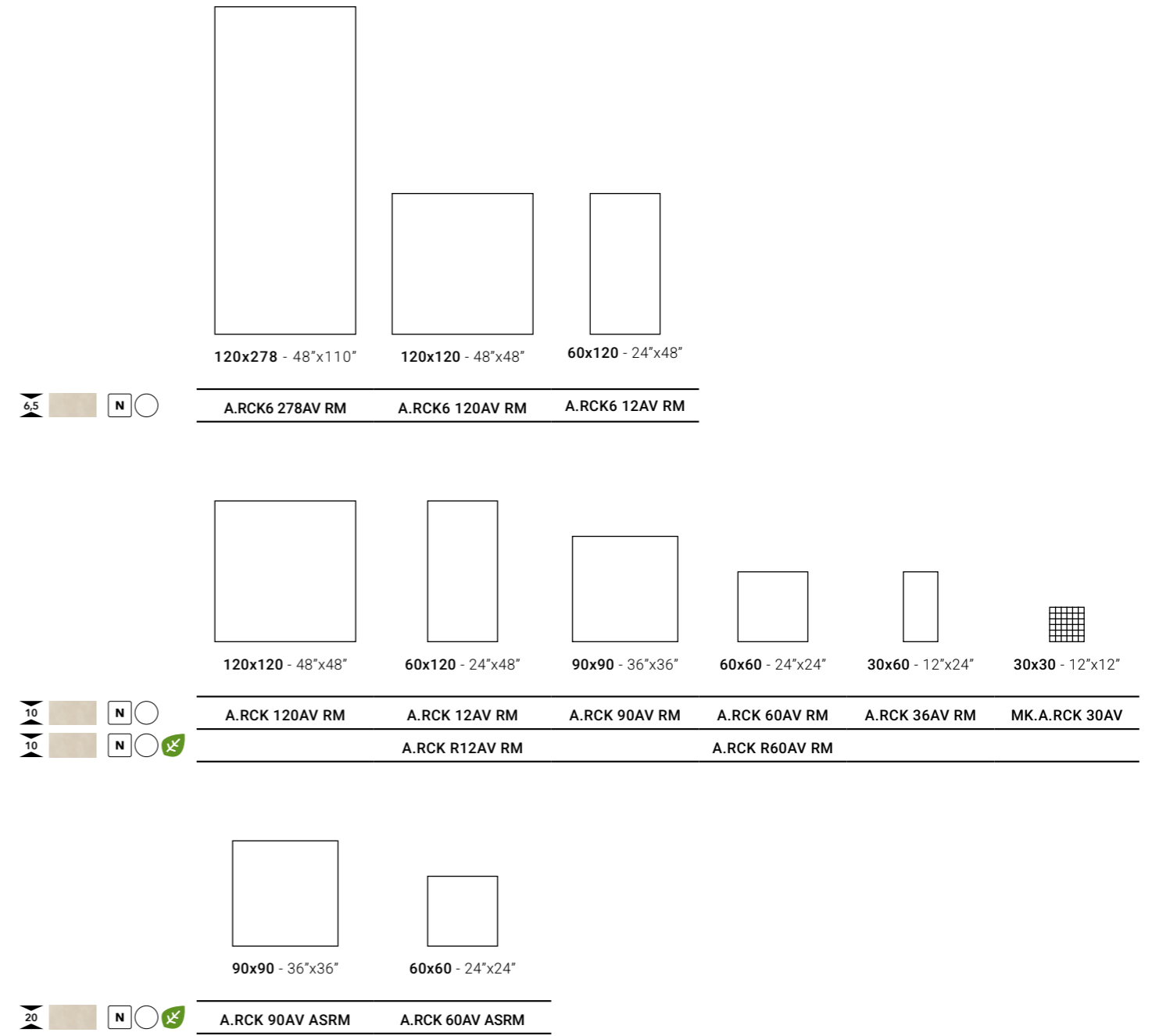
5 different graphics / 5 grafiche differenti

	120x278 - 48"x110"	120x120 - 48"x48"	60x120 - 24"x48"							
				A.RCK6 278S RM	A.RCK6 120S RM	A.RCK6 12S RM				
	120x120 - 48"x48"	60x120 - 24"x48"	90x90 - 36"x36"	60x60 - 24"x24"	30x60 - 12"x24"	30x30 - 12"x12"				
				A.RCK 120S RM	A.RCK 12S RM	A.RCK 90S RM	A.RCK 60S RM	A.RCK 36S RM	MK.A.RCK 30S	
					A.RCK R12S RM		A.RCK R60S RM			
	90x90 - 36"x36"	60x60 - 24"x24"								
				A.RCK 90S ASRM	A.RCK 60S ASRM					

AV



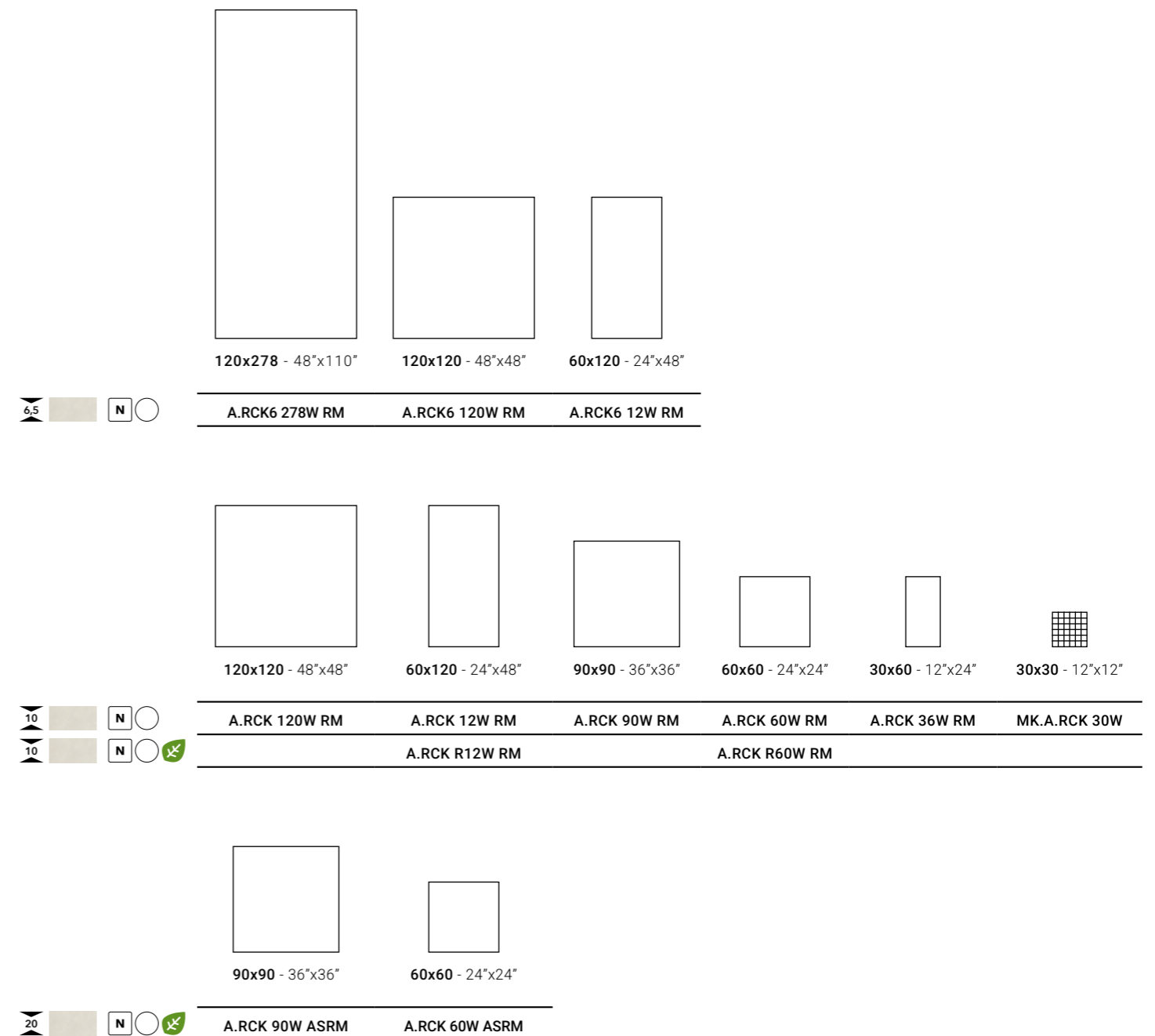
5 different graphics / 5 grafiche differenti



W




5 different graphics / 5 grafiche differenti



CG



5 different graphics / 5 grafiche differenti



120x278 - 48"x110"



120x120 - 48"x48"



60x120 - 24"x48"

6,5

A.RCK6 278CG RM

A.RCK6 120CG RM

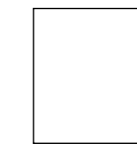
A.RCK6 12CG RM



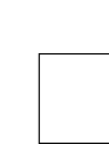
120x120 - 48"x48"



60x120 - 24"x48"



90x90 - 36"x36"



60x60 - 24"x24"



30x60 - 12"x24"



30x30 - 12"x12"

10

A.RCK 120CG RM

A.RCK 12CG RM

A.RCK 90CG RM

A.RCK 60CG RM


A.RCK 36CG RM

MK.A.RCK 30CG

10

A.RCK R12CG RM

A.RCK R60CG RM



90x90 - 36"x36"



60x60 - 24"x24"

20









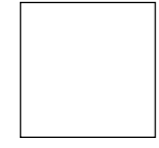
















A.RCK 90CG ASRM

A.RCK 60CG ASRM

AG



5 different graphics / 5 grafiche differenti

										
	120x278 - 48"x110"	120x120 - 48"x48"	60x120 - 24"x48"							
			A.RCK6 278AG RM A.RCK6 120AG RM A.RCK6 12AG RM							
										
	120x120 - 48"x48"	60x120 - 24"x48"	90x90 - 36"x36"	60x60 - 24"x24"	30x60 - 12"x24"	30x30 - 12"x12"				
			A.RCK 120AG RM A.RCK 12AG RM A.RCK 90AG RM A.RCK 60AG RM A.RCK 36AG RM MK.A.RCK 30AG							
				A.RCK R12AG RM				A.RCK R60AG RM		
										
	90x90 - 36"x36"	60x60 - 24"x24"								
				A.RCK 90AG ASRM A.RCK 60AG ASRM						

G



5 different graphics / 5 grafiche differenti

	120x278 - 48"x110"	120x120 - 48"x48"	60x120 - 24"x48"							
	A.RCK6 278G RM	A.RCK6 120G RM	A.RCK6 12G RM							
	120x120 - 48"x48"	60x120 - 24"x48"	90x90 - 36"x36"	60x60 - 24"x24"	30x60 - 12"x24"	30x30 - 12"x12"				
	A.RCK 120G RM	A.RCK 12G RM	A.RCK 90G RM	A.RCK 60G RM	A.RCK 36G RM	MK.A.RCK 30G				
			A.RCK R12G RM		A.RCK R60G RM					
	90x90 - 36"x36"	60x60 - 24"x24"								
	A.RCK 90G ASRM	A.RCK 60G ASRM								

I pezzi speciali ed i fondi possono presentare leggere differenze di tonalità fra di loro. / Special pieces and backgrounds can have slightly different shades from one another.

Il bordo può mostrare una piccola diversità cromatica fra la superficie ed il corpo del pezzo ceramico. / There can be a slight colour difference on the edge between the surface and the main ceramic piece.

PEZZI SPECIALI / SPECIAL PIECES

		6x120-2.4"x48"	6x90-2.4"x36"	6x60-2.4"x24"	120x32,5-48"x12,8"
S		A.RCK BT120S	A.RCK BT90S	A.RCK BT60S	A.RCK G120S
AV		A.RCK BT120AV	A.RCK BT90AV	A.RCK BT60AV	A.RCK G120AV
W		A.RCK BT120W	A.RCK BT90W	A.RCK BT60W	A.RCK G120W
CG		A.RCK BT120CG	A.RCK BT90CG	A.RCK BT60CG	A.RCK G120CG
AG		A.RCK BT120AG	A.RCK BT90AG	A.RCK BT60AG	A.RCK G120AG
G		A.RCK BT120G	A.RCK BT90G	A.RCK BT60G	A.RCK G120G

IMBALLI / PACKAGING

FORMATO NOMINALE NOMINAL SIZE	BORDO EDGE	SPESSORE THICKNESS	SCATOLA / BOX			PALLET		
			PZ/BOX PCS/BOX	MQ/BOX SM/BOX	KG/BOX KG/BOX	BOX/PALLET BOXES/PALLET	MQ/PALLET SM/PALLET	KG/PALLET KG/PALLET
120x278-48"x110"	RECTIFIED	6,5	1	3,336	53,00	20	66,72	1.080,00
120x120-48"x48"	RECTIFIED	6,5	2	2,88	44,74	30	86,40	1.362,25
120x120-48"x48"	RECTIFIED	10	1	1,44	33,20	36	51,84	1.215,20
60x120-24"x48"	RECTIFIED	6,5	4	2,88	45,19	16	46,08	743,07
60x120-24"x48"	RECTIFIED	10	2	1,44	32,25	30	43,20	987,50
90x90-36"x36"	RECTIFIED	10	2	1,62	37,00	22	35,64	834,00
60x60-24"x24"	RECTIFIED	10	3	1,08	24,05	40	43,20	978,00
30x60-24"x24"	RECTIFIED	10	6	1,08	23,90	40	43,20	976,00
30x30-12"x12" MOSAIC	MOSAIC	10	6	0,54	11,83	48	25,92	584,03

CARATTERISTICHE TECNICHE SPECIFICHE / TECHNICAL FEATURES SPECIFICATIONS

	DIN EN 16165 Annex B (DIN 51130) (R)	DIN EN 16165 Annex A (DIN 51097) (A+B+C)	B.C.R. DM 14/6/89 N. 236		PENDULUM TEST BS (INGLESE)	PENDULUM TEST AS/NZS 4856:2004 (AUSTRALIANO)	PENDULUM TEST UNE ENV 12633:2003 (SPAGNOLO)	BOT 3000 (DCOF)
			C.A.	G.B.				AVERAGE VALUE
AZUMA ROCK	R10	A+B	>0.4	>0.4	>25	P2	1	>0,42
AZUMA ROCK	R11	B+C	>0.4	>0.4	>36	P4	3	>0,42

PEZZI SPECIALI / SPECIAL PIECES

		SQUARE BORDER costa lucida SQUARE BORDER polished edge 90x90-36"x36"	SQUARE BORDER costa lucida SQUARE BORDER polished edge 60x60-24"x24"	GRADONE costa lucida TERRACE polished edge 33x60-13"x24"
S		A.RCK SB90S AS	A.RCK SB60S AS	A.RCK GR336S AS
AV		A.RCK SB90AV AS	A.RCK SB60AV AS	A.RCK GR336AVAS
W		A.RCK SB90W AS	A.RCK SB60W AS	A.RCK GR336W AS
CG		A.RCK SB90CG AS	A.RCK SB60CG AS	A.RCK GR336CGAS
AG		A.RCK SB90AG AS	A.RCK SB60AG AS	A.RCK GR336AGAS
G		A.RCK SB90G AS	A.RCK SB60G AS	A.RCK GR336G AS

		BORDO PISCINA costa lucida POOL EDGE polished edge 30x60-12"x24"	GRIGLIA PISCINA POOL GRILLE 20x60-8"x24"	ELEMENTO A ELLE L-SHAPED 30x60x5-12"x24"x2"	ELEMENTO A ELLE L-SHAPED 30x90x5-12"x36"x2"
S		A.RCK BP60S AS	A.RCK GP60S AS	A.RCK L 60S AS	A.RCK L 90S AS
AV		A.RCK BP60AV AS	A.RCK GP60AV AS	A.RCK L 60AV AS	A.RCK L 90AV AS
W		A.RCK BP60W AS	A.RCK GP60W AS	A.RCK L 60W AS	A.RCK L 90W AS
CG		A.RCK BP60CG AS	A.RCK GP60CG AS	A.RCK L 60CG AS	A.RCK L 90CG AS
AG		A.RCK BP60AG AS	A.RCK GP60AG AS	A.RCK L 60AG AS	A.RCK L 90AG AS
G		A.RCK BP60G AS	A.RCK GP60G AS	A.RCK L 60G AS	A.RCK L 90G AS

IMBALLI / PACKAGING

FORMATO NOMINALE NOMINAL SIZE	BORDO EDGE	SPESSORE THICKNESS	SCATOLA / BOX			PALLET		
			PZ/BOX PCS/BOX	MQ/BOX SM/BOX	KG/BOX KG/BOX	BOX/PALLET BOXES/PALLET	MQ/PALLET SM/PALLET	KG/PALLET KG/PALLET
90x90-36"x36"	RECTIFIED	20	1	0,81	35,50	30	24,30	1.085,00
60x60-24"x24"	RECTIFIED	20	2	0,72	32,35	32	23,04	1.055,20











CARATTERISTICHE TECNICHE SPECIFICHE / TECHNICAL FEATURES SPECIFICATIONS

	DIN EN 16165 Annex B (DIN 51130) (R)	DIN EN 16165 Annex A (DIN 51097) (A+B+C)	B.C.R. DM 14/6/89 N. 236		PENDULUM TEST BS (INGLESE)	PENDULUM TEST AS/NZS 4856:2004 (AUSTRALIANO)	PENDULUM TEST UNE ENV 12633:2003 (SPAGNOLO)	BOT 3000 (DCOF)
			C.A.	G.B.				AVERAGE VALUE
AZUMA ROCK AS	R11	B+C	>0.4	>0.4	>36	P4	3	>0,42

Caratteristiche Tecniche Gres Porcellanato

Technical Specifications Porcelain Stoneware

CONFORME / ACCORDING TO
UNI EN 14411 - G Bla

CARATTERISTICA Specification	METODO DI PROVA Test methods	REQUISITI PREVISTI DALLA NORMA Requirements in accordance to the standards	VALORE MEDIO Average value
 DIMENSIONI E ASPETTO DIMENSIONS AND APPEARANCE	ISO 10545-2	PROSPETTO G.1 PROSPECT G.1	CONFORME COMPLIANT
 ASSORBIMENTO D'ACQUA WATER ABSORPTION	ISO 10545-3	≤ 0,5%	< 0,1%
 RESISTENZA A FLESSIONE FLEXURAL RESISTANCE		min. 35 N/mm ²	> 45 N/mm ²
 SFORZO DI ROTTURA MODULUS OF RUPTURE	ISO 10545-4	SPESSORE / THICKNESS ≥ 7,5 mm; min. 1300N	6,5 mm 1800 N*
		SPESSORE* / THICKNESS* 10 mm	3000 N*
		SPESSORE / THICKNESS < 7,5 mm; min. 1300 N	20 mm 13000 N*
 RESISTENZA ALL'ABRASIONE PROFONDA DEEP ABRASION RESISTANCE	ISO 10545-6	≤ 175 mm ³	< 140 mm ³
 COEFFICIENTE DILATAZIONE TERMICA LINEARE (α) LINEAR EXPANSION THERMIC COEFFICIENT	ISO 10545-8	METODO DISPONIBILE AVAILABLE ON REQUEST	≤ 7x10 ⁻⁶ °C ⁻¹
 RESISTENZA AGLI SBALZI TERMICI RESISTANCE TO SUDDEN TEMPERATURE CHANGES	ISO 10545-9	METODO DISPONIBILE AVAILABLE ON REQUEST	RESISTE RESISTANT
 RESISTENZA AL GELO FROST RESISTANCE	ISO 10545-12	RICHIESTA ALWAYS TESTED	RESISTE RESISTANT
 PRODOTTI CHIMICI AD USO DOMESTICO ED ADDITIVI PER PISCINA HOUSEHOLD CHEMICALS AND SWIMMING POOL WATER CLEANSERS		min. B	min. B
ACIDI ED ALCALI A BASSA CONCENTRAZIONE ACIDS AND LOW CONCENTRATION ALKALIS	ISO 10545-13	DA LA, LB A LC FROM LA, LB TO LC	DA LA, LB A LC FROM LA, LB TO LC
ACIDI ED ALCALI AD ALTA CONCENTRAZIONE ACIDS AND HIGH CONCENTRATION ALKALIS		METODO DISPONIBILE AVAILABLE ON REQUEST	METODO DISPONIBILE AVAILABLE ON REQUEST
 RESISTENZA ALLE MACCHIE UGL STAIN RESISTANCE UGL	ISO 10545-14	METODO DISPONIBILE AVAILABLE ON REQUEST	METODO DISPONIBILE AVAILABLE ON REQUEST
RESISTENZA ALLE MACCHIE GL STAIN RESISTANCE GL		min. 3	min. 3

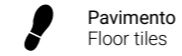
* VALORI RIFERITI AL FORMATO 60X60 / VALUES REFERRED TO 60X60 SIZE

Simbologia

Symbols

INDICAZIONI D'USO

INDICATIONS FOR USE



Pavimento
Floor tiles



Rivestimento
Wall tiles

DESTINAZIONI D'USO

SUGGESTED APPLICATIONS



Abitazioni
Domestic purpose



Commerciale leggero
Light commercial



Commerciale
Commercial



Esterni
Outdoor floor

SUPERFICI

SURFACES

Finitura
Finish



Naturale
Natural

Aspetto superficiale
Surface look



Opaco
Matt

Bordo
Edge



Rettificato monocalibro
Monocaliber, rectified

STONALIZZAZIONE

SHADE VARIATION



SPESSORE

THICKNESS



CARATTERISTICHE DI VENDITA

SALES CHARACTERISTICS



Imballo.
Packaging.



Prodotto venduto al pezzo.
Product sold per item.

Tutti i nostri prodotti, sia al mq che al pezzo, sono venduti unicamente a scatola completa.
All our products are sold only in complete boxes, whether the unit of measure is per item or per square metre.



imolaceramica.it

Marketing CC Imola



**A brand of
Cooperativa Ceramica d'Imola S.c.**

Via V. Veneto, 13
40026 Imola (BO) Italia
Tel. +39 0542 601601
Fax +39 0542 31749

COOPERATIVA

CERAMICA

IMOLA - DAL 1874

**150 YEARS
YOUNG**